



Basic Course Information

Semester:	Winter 23	Instructor Name:	Andres David Martinez
Course Title & #:	CIS 150: Illustrator	Email:	Andres.martinez@imperial.edu
CRN #:	15080	Webpage (optional):	
Classroom:	Online	Office #:	802c
Class Dates:	1/3/23 – 2/3/23	Office Hours:	By appointment only. Zoom ID: https://us06web.zoom.us/j/91012000000
Class Days:	Online	Office Phone #:	760-355-6126 Cell/Text #: 760-554-7949
Class Times:	Online	Emergency Contact:	Tisha.nelson@imperial.edu
Units:	3 units	Class Format:	Online

Course Description

This course provides an introduction to the process of creating vector graphics images using Adobe Illustrator, the industry standard vector graphics editor for graphics professionals. Adobe Illustrator is used for creating graphic design, typography, logos, and sharp-edged artistic illustration on the computer.

Student Learning Outcomes


Upon course completion, the successful student will have acquired new skills, knowledge, and or attitudes as demonstrated by being able to: Utilize several Illustrator tools and skills learned throughout the course to produce a professional looking marketing advertisement. (ILO1) Demonstrate the ability to produce point type and apply text effects. (ILO2) Utilize the Pen and Pencil tools to create basic and complex shapes. (ILO3)

Course Objectives

Upon satisfactory completion of the course, students will be able to: 1. Work efficiently in the Adobe Illustrator environment with various modes, panels, and settings. 2. Use the full range of shape drawing and freehand drawing tools to build illustrations. 3. Apply fill and stroke colors to objects created with the drawing tools. Develop attractive illustrations using advanced selection, organization, and drawing tools. 4. Use the full range of transformation and distortion tools to accurately modify objects' shapes. 5. Draw accurate vector objects using the Pen tool and its associated features. 6. Use the various type tools, and apply wrap, flow, shape, and path modifications to typography. 7. Design an advertisement using appropriate typography, drawing tools, and a clipping mask to contain the art within a shape. 8. Align multiple objects with the Align panel and create complex shapes from simple objects with the Pathfinder panel and Shape Builder tool. 9. Design a logo using the appropriate tools and features covered throughout the course.

Textbooks & Other Resources or Links

Adobe Press. 2019. Adobe Illustrator CC Classroom in a Book (2019 release). Adobe Press ISBN: 978-0-13-526216-0.



Software: Adobe Illustrator CC will be provided for you by IVC using your IVC student email. Instructions on how to install the software are found at the end of the course syllabus.



Course Requirements and Instructional Methods

We will be using Canvas to conduct this class online.

Logging into Canvas

- Go to <https://www.imperial.edu/students/canvas/> and follow the login instructions to login.
- Once logged in, click on the course OR click on 'Courses' on the left menu and click on 'All Courses' to view your courses.
- Read the course syllabus.
- Read the document under Week 1 entitled "Week 1 Online Things to Do." This outlines exactly what you have to do and by when you have to do it for Week 1.
- Become familiar with the course

The online version of this course is not self-paced. There are strict deadlines that need to be met every week. You will be given a list of weekly deliverables that you will be responsible for. You can find these under the appropriate weekly heading (ie. Week 1 Things To Do). Any questions you may have about the course can be posted in the 'Ask the Instructor' forum inside Canvas.

You must have access to a computer. The computer must have access to the Internet. You will also need access to a computer that has Microsoft Office installed on it (MS Word, Excel, and PowerPoint).

Course Grading Based on Course Objectives

Grading Scale

		90 –100%	A
Attendance/Discussions.....	30%	80 – 89%	B
Assignments.....	50%	70 – 79%	C
Final Project	20%	60 – 69%	D
		Below 60	F

Discussions:

- We will have weekly discussion based on different topics throughout this course. The weekly discussion can be found under the Discussions section of this course.
- You will be responsible for at least two postings per week—an initial posting and a reply posting.
- If you have any questions for the instructor, please post your questions in the ‘Ask the Instructor’ forum. I will respond to your questions within 15 hours.

Course Policies

- Electronic Devices: Cell phones and electronic devices must be turned off and put away during class unless otherwise directed by the instructor.
- Food and Drink are prohibited in all classrooms. Water bottles with lids/caps are the only exception. Additional restrictions will apply in labs. Please comply as directed.
- Disruptive Students: Students who disrupt or interfere with a class may be sent out of the room and told to meet with the Campus Disciplinary Officer before returning to continue with coursework. Disciplinary procedures will be followed as outlined in the General Catalog.
- Children in the classroom: Due to college rules and state laws, no one who is not enrolled in the class may attend, including children.
- Attendance:
 - A student who fails to attend the first meeting of a class or does not complete the first mandatory activity of an online class will be dropped by the instructor as of the first official meeting of that class. Should readmission be desired, the student’s status will be the same as that of any other student who desires to add a class. It is the student’s responsibility to drop or officially withdraw from the class. See General Catalog for details.
 - Regular attendance in all classes is expected of all students. A student whose continuous, unexcused absences exceed the number of hours the class is scheduled to meet per week may be dropped. For online courses, students who fail to complete required activities for two consecutive weeks may be considered to have excessive absences and may be dropped.
 - Absences attributed to the representation of the college at officially approved events (conferences, contests, and field trips) will be counted as ‘excused’ absences.

Academic Honesty

- Plagiarism is to take and present as one’s own the writings or ideas of others, without citing the source. You should understand the concept of plagiarism and keep it in mind when taking exams and preparing written materials. If you do not understand how to correctly ‘cite a source’, you must ask for help.

- **Cheating** is defined as fraud, deceit, or dishonesty in an academic assignment or using or attempting to use materials, or assisting others in using materials, or assisting others in using materials, which are prohibited or inappropriate in the context of the academic assignment in question. Anyone caught cheating will receive a zero (0) on the exam or assignment and the instructor may report the incident to the Campus Disciplinary Officer, who may place related documentation in a file. Repeated acts of cheating may result in an F in the course and/or disciplinary action. Please refer to the General School Catalog for more information on academic dishonesty or other misconduct. Acts of cheating include, but are not limited to the following:
 - plagiarism
 - copying or attempting to copy from others during an examination or on an assignment;
 - communicating test information with another person during an examination;
 - allowing others to do an assignment or portion of an assignment
 - use of a commercial term paper service

IVC Student Resources

IVC wants you to be successful in all aspects of your education. For help, resources, services, and an explanation of policies, visit <http://www.imperial.edu/studentresources> or click the heart icon in Canvas.

Anticipated Class Schedule/Calendar

TBA

*****Subject to change without prior notice*****

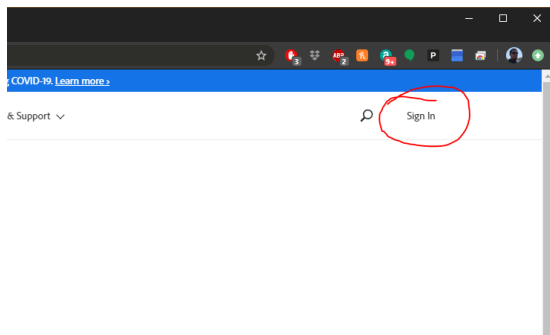
Acquiring Photoshop/Illustrator Software

Option 1: Check your IVC Email for an Email from Adobe.

1. You will receive an email from Adobe in your IVC Email account. Be sure to check your spam box for this email. Follow the instruction on the email to access your IVC Adobe Creative Cloud.

Option 2: Manual Sign in.

- Navigate to www.adobe.com
- Click on “Sign In” in the top right corner.



- Enter your student email address.



IMPERIAL VALLEY COLLEGE

Sign in


New user? [Create an account](#)


Email address


andres.martinez@imperial.edu

Continue

Or

 Continue with Google

 Continue with Facebook

 Continue with Apple

- Select Personal Account at the next screen.

Select an account

Email address

andres.martinez@imperial.edu



Personal Account



Company or School Account



[Sign in with a different email address](#)

- Enter your IVC Email password.

Enter your password



Personal Account
andres.martinez@imperial.edu

Password
●●●●●●●● 

Stay signed in

Continue


[Reset your password](#)

[Sign in to a different account](#)

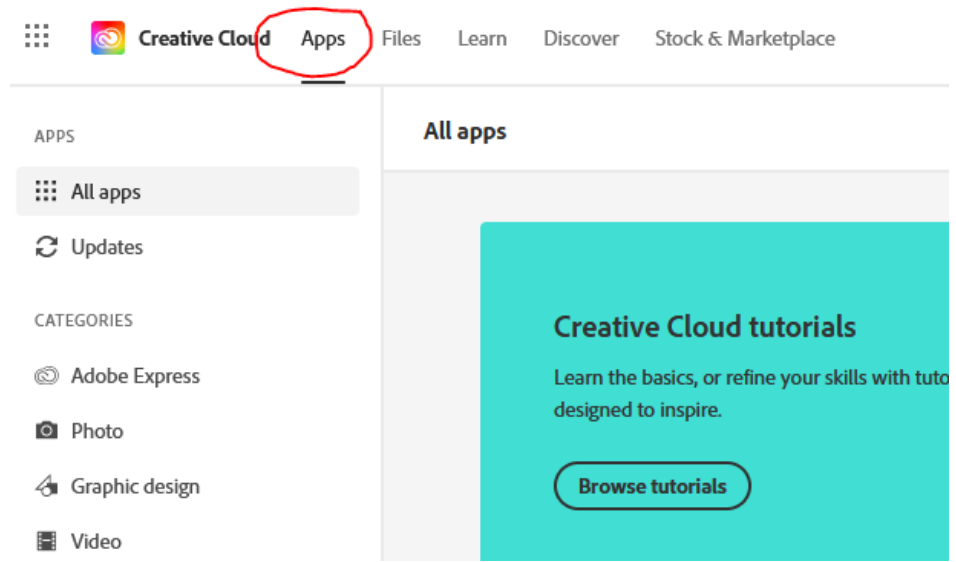
- After successful login you will return to www.adobe.com automatically.

Downloading and Installing Software Using Creative Cloud

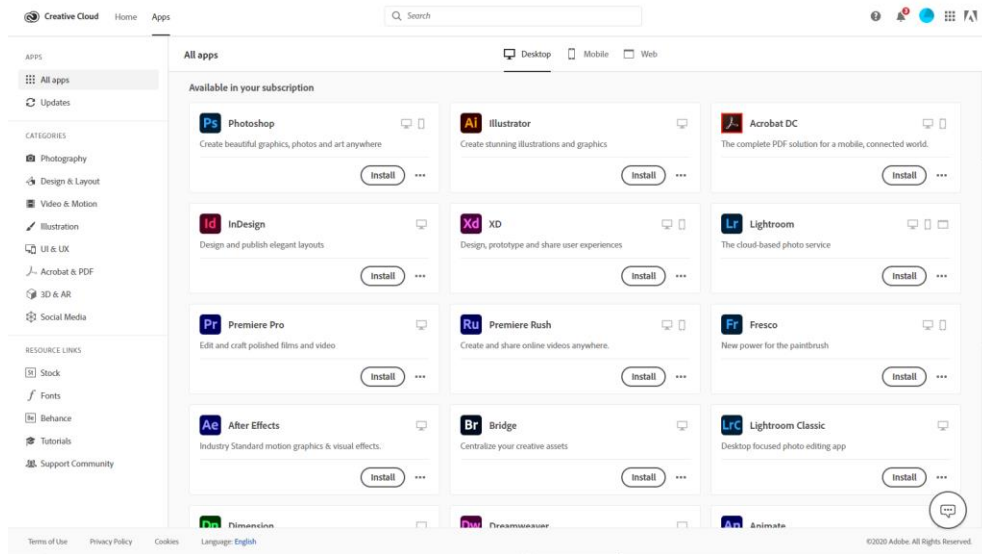
- Once logged in click on the grid icon on the top right and then choose Creative Cloud.



- Click on Apps in the top left.



- You can now click download for any available applications you see.

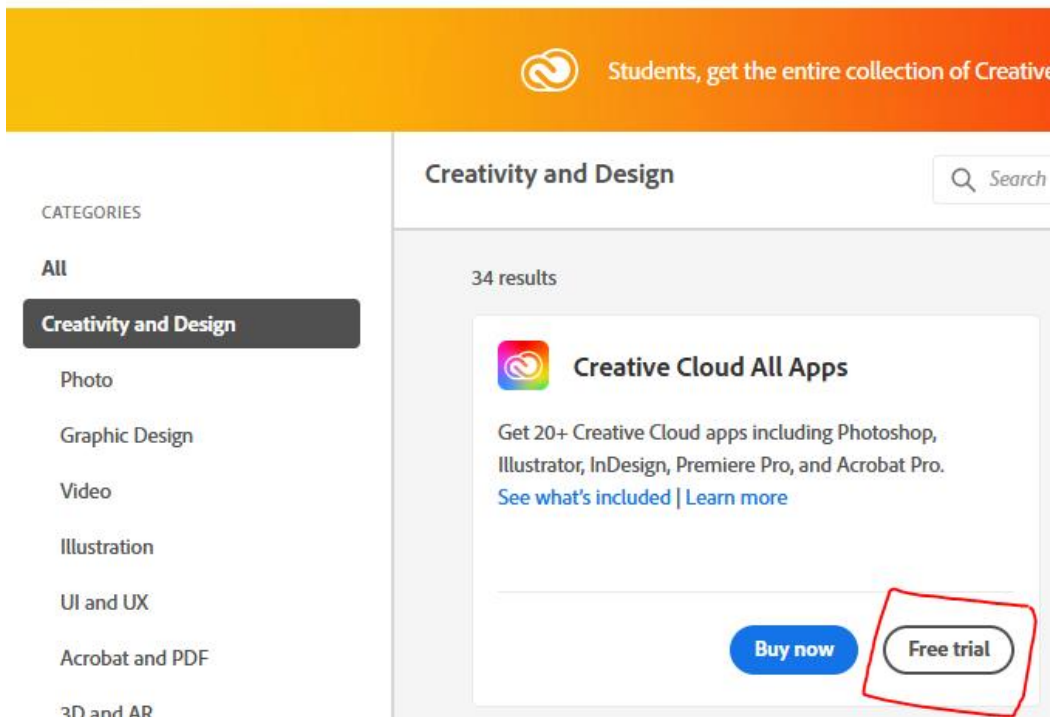


- Once installed you will be able to freely use the apps under the Adobe At-Home Access Agreement.

Option 3: Setup a Free Trial to access the Adobe Creative Suite software. Trial is good for 7 days.

1. Go to : <https://www.adobe.com/products/catalog.html#category=creativity-design> and select the Free Trial.

All Products



button.

2. Create a personal account on adobe.com and utilize the trial version of the software. The trial version is good for 7 days and will get you passed Week 1 of the course. This option is more a backup plan in case our IVC I.T. Team has difficulties getting our licenses ready for students in time. I don't see this happening BUT you never know! =)