

Imperial Valley College Course Syllabus – CIS 180

Basic Course Information

Semester	Spring 2022	Instructor Name	Andres David Martinez
Course Title & #	CIS 180	Email	andres.martinez@imperial.edu
CRN #	20516	Webpage (optional)	
Room	Online	Office	802c
Class Dates	2/14/22 – 6/10/22	Office Hours	'Ask the Instructor' forum in Canvas
Class Days	Online	Office Phone Cell/Text Phone	760-355-6126 760-554-7949
Class Times	Online	Office contact if student will be out or emergency	Tisha Nelson Tisha.nelson@imperial.edu 760.355.6361
Units	3 units		

Course Description

This course provides advanced techniques and knowledge in computer graphics using Adobe Photoshop and Adobe Illustrator, the industry standard software for computer graphic design. Emphasis is placed on the computer as a design tool to assemble type and manipulate images for the printed page and Web publication. The course covers advanced layers techniques; advanced compositing; and advanced web publishing techniques.

Student Learning Outcomes

Upon course completion, the successful student will have acquired new skills, knowledge, and or attitudes as demonstrated by being able to:

1. Utilize advanced Illustrator tools and skills to produce a professional, industry standard logo for a fiction-based company. (ILO1)
2. Demonstrate the ability to alter a person's physical appearance by using advanced techniques associated with the liquify tool in Photoshop. (ILO2)
3. Demonstrate the ability to produce a professional standard graphic using advanced techniques in Photoshop and Illustrator combined. (ILO3)

Course Objectives

Upon satisfactory completion of the course, students will be able to:

1. Utilize advanced layer and mask techniques.
2. Utilize advanced layer masks, clipping masks, and layer compositing.
3. Produce typographic designs using type and layout tools.
4. Work with perspective grids to create objects, symbols and planes.
5. Produce advanced graphics using the pen, pencil, and brush tools in computer graphics applications.
6. Apply advanced appearance attributes and graphic styles to images.
7. Utilize advanced Photoshop tools to enhance and modify existing images to meet industry standard designs and graphics.
8. Utilize advanced Illustrator tools to produce industry standard page layouts, objects, designs and graphics.

- Utilize advanced liquify tool techniques to modify people's appearance, adjust contours, resize physical attributes, and facial features.


Work-based Learning

Work-based learning (WBL) allows students to apply classroom content in professional settings while gaining real-world experiences. These opportunities will provide you with a deeper, more engaging and relevant learning environment. This semester, I will be offering the following WBL activities in order to provide you with the opportunity to explore career options in Computer Information Systems.


WBL Activity Name	WBL Activity Description
WBL Activity 1: Typography	Learn to produce and utilize typography.
WBL Activity 2: Double Exposure	Produce a double exposure graphic.

Textbooks & Other Resources or Links

- Adobe Creative Team (2019). Adobe Photoshop CC Classroom in a Book. Adobe Press. ISBN: 978-0-13-526178-1



- Adobe Press. 2019. Adobe Illustrator CC Classroom in a Book (2019 release). Adobe Press ISBN: 978-0-13-526216-0.



3. Software: Adobe Photoshop & Illustrator CC will be provided for you by IVC using your IVC student email. Instructions on how to install the software are found at the end of the course syllabus.



Course Requirements and Instructional Methods

A USB thumb drive is recommended for this course (At least 8GB). It will be used to store and backup your assignments. You will need time outside of class to work on assignments. A personal copy of Photoshop and Illustrator CS6 would be best. You can download a full version trial that is good for 30 days on www.adobe.com There are also monthly plans for the CS Suite.

Course Grading Based on Course Objectives

Assignments 50%
Discussion 20%
Final Project 30%

**Grade breakdown is subject to change*

Points

90-100 A
89-80 B
79-70 C
69-60 D
59 – 0 F

Attendance

- A student who fails to attend the first meeting of a class or does not complete the first mandatory activity of an online class will be dropped by the instructor as of the first official meeting of that class. Should readmission be desired, the student's status will be the same as that of any other student who desires to add a class. It is the student's responsibility to drop or officially withdraw from the class. See General Catalog for details.
- Regular attendance in all classes is expected of all students. A student whose continuous, unexcused absences exceed the number of hours the class is scheduled to meet per week may be dropped. For online courses, students who fail to complete required activities for two consecutive weeks may be considered to have excessive absences and may be dropped.
- Absences attributed to the representation of the college at officially approved events (conferences, contests, and field trips) will be counted as 'excused' absences.

Classroom Etiquette

- Electronic Devices: Cell phones and electronic devices must be turned off and put away during class unless otherwise directed by the instructor.
- Food and Drink are prohibited in all classrooms. Water bottles with lids/caps are the only exception. Additional restrictions will apply in labs. Please comply as directed.
- Disruptive Students: Students who disrupt or interfere with a class may be sent out of the room and told to meet with the Campus Disciplinary Officer before returning to continue with coursework. Disciplinary procedures will be followed as outlined in the General Catalog.
- Children in the classroom: Due to college rules and state laws, no one who is not enrolled in the class may attend, including children.

Academic Honesty

- **Plagiarism** is to take and present as one's own the writings or ideas of others, without citing the source. You should understand the concept of plagiarism and keep it in mind when taking exams and preparing written materials. If you do not understand how to correctly 'cite a source', you must ask for help.
- **Cheating** is defined as fraud, deceit, or dishonesty in an academic assignment or using or attempting to use materials, or assisting others in using materials, or assisting others in using materials, which are prohibited or inappropriate in the context of the academic assignment in question. Anyone caught cheating will receive a zero (0) on the exam or assignment and the instructor may report the incident to the Campus Disciplinary Officer, who may place related documentation in a file. Repeated acts of cheating may result in an F in the course and/or disciplinary action. Please refer to the General School Catalog for more information on academic dishonesty or other misconduct. Acts of cheating include, but are not limited to the following:
 - plagiarism
 - copying or attempting to copy from others during an examination or on an assignment;
 - communicating test information with another person during an examination;
 - allowing others to do an assignment or portion of an assignment
 - use of a commercial term paper service

Additional Help – Discretionary Section and Language

- Canvas Support: Can be [found online](#) and/or at the Canvas Hotline: (877) 893-9853
- **Learning Labs:** There are several 'labs' on campus to assist you through the use of computers, tutors, or a combination. Please consult your college map for the Math Lab, Reading & Writing Lab, and Learning Services (library). Please speak to the instructor about labs unique to your specific program
- **Library Services:** There is more to our library than just books. You have access to tutors in the learning center, study rooms for small groups, and online access to a wealth of resources.

Disabled Student Programs and Services (DSPS)

Any student with a documented disability who may need educational accommodations should notify the instructor or the Disabled Student Programs and Services (DSP&S) office as soon as possible. The DSP&S office is located in Building 2100, telephone 760-355-6313 if you feel you need to be evaluated for educational accommodations.

Student Counseling and Health Services

Students have counseling and health services available, provided by the pre-paid Student Health Fee. We now also have a fulltime mental health counselor. For information visit the [Student Health Center Website](#). The IVC Student Health Center is located in the Health Science building in Room 2109, telephone 760-355-6310.

Student Rights and Responsibilities

Students have the right to experience a positive learning environment and due process. For further information regarding student rights and responsibilities please refer to the [IVC General Catalog](#) available online.

Information Literacy

Imperial Valley College is dedicated to help students skillfully discover, evaluate, and use information from all sources. Students can access tutorials at <http://www.imperial.edu/courses-and-programs/divisions/arts-and-letters/library-department/info-lit-tutorials/>

Anticipated Class Schedule / Calendar

Date or Week	Activity, Assignment, and/or Topic	Due
Week 1	Syllabus & Introduction	TBA

Week 2	TBA	TBA
Week 3	TBA	TBA
Week 4	TBA	TBA
Week 5	TBA	TBA
Week 6	TBA	TBA
Week 7	TBA	TBA
Week 8	TBA	TBA
Week 9	TBA	TBA
Week 10	TBA	TBA
Week 11	TBA	TBA
Week 12	TBA	TBA
Week 13	TBA	TBA
Week 14	TBA	TBA
Week 15	TBA	TBA
Week 16	Final Project Due	Final

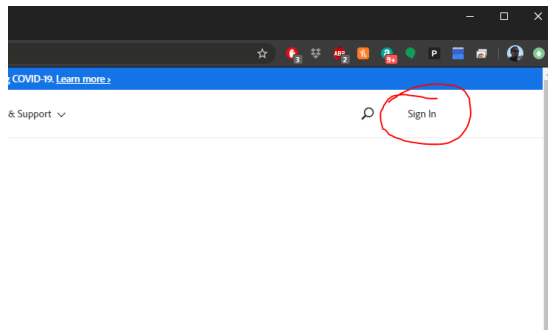
**Workflow is subject to change.*

Using Adobe Photoshop Software with your IVC Email Account:

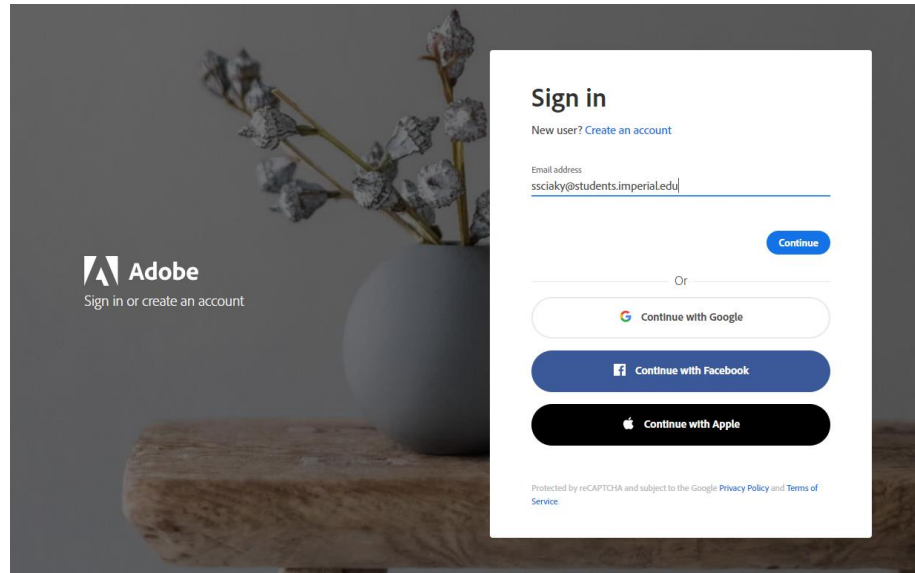
1. You'll be receiving an email from Adobe once IVC I.T. has uploaded the active roster for the course.
Follow the email's instructions to use Adobe for free!
2. Check your IVC email (you may also want to check your spam box).
3. Active rosters will be uploaded by IVC I.T. during Week 1 of the course. I will verify in an announcement when the I.T. team has done so.

Using Adobe Photoshop Software with your IVC Email Account (Option 1):

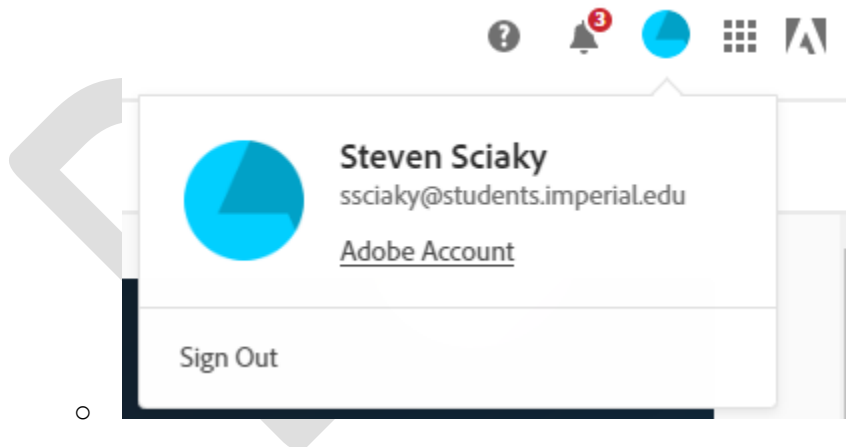
4. Navigate to www.adobe.com
5. Click on "Sign In" in the top right corner



6. Enter your student email address



7. Continue through IVC Portal Guard Login screen
 - Login using the same login credentials you use for Canvas.
8. After successful login you will return to www.adobe.com automatically.
9. Access your Adobe Account profile from the top right corner.



10. Under the Common Tasks section click on View and Download my Apps.

Common tasks

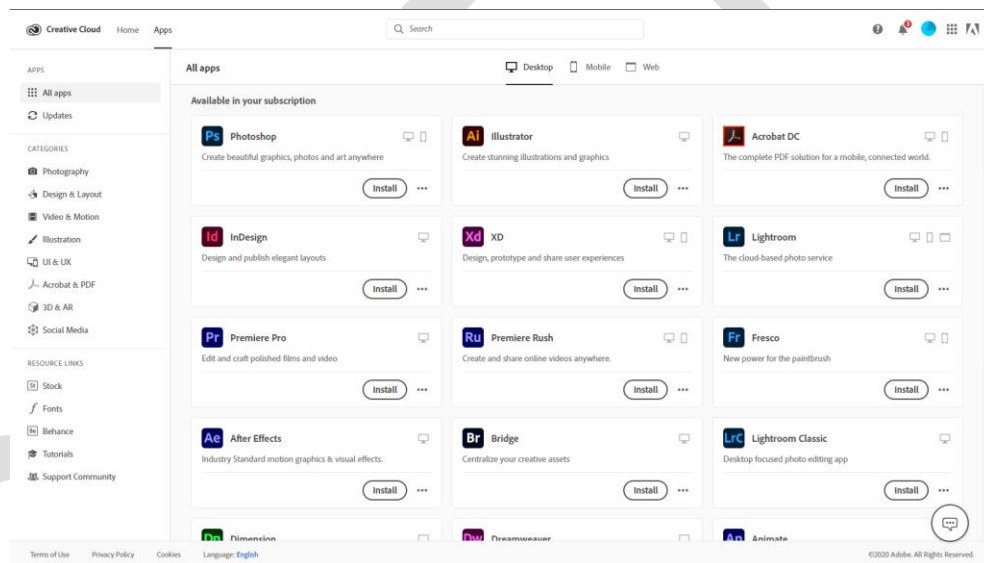
[View and download my apps](#)

[View product catalog](#)

[Update profile](#)

[Manage notifications](#)

11. From the next page you can download any/all of the Adobe Creative Cloud Apps that are listed.

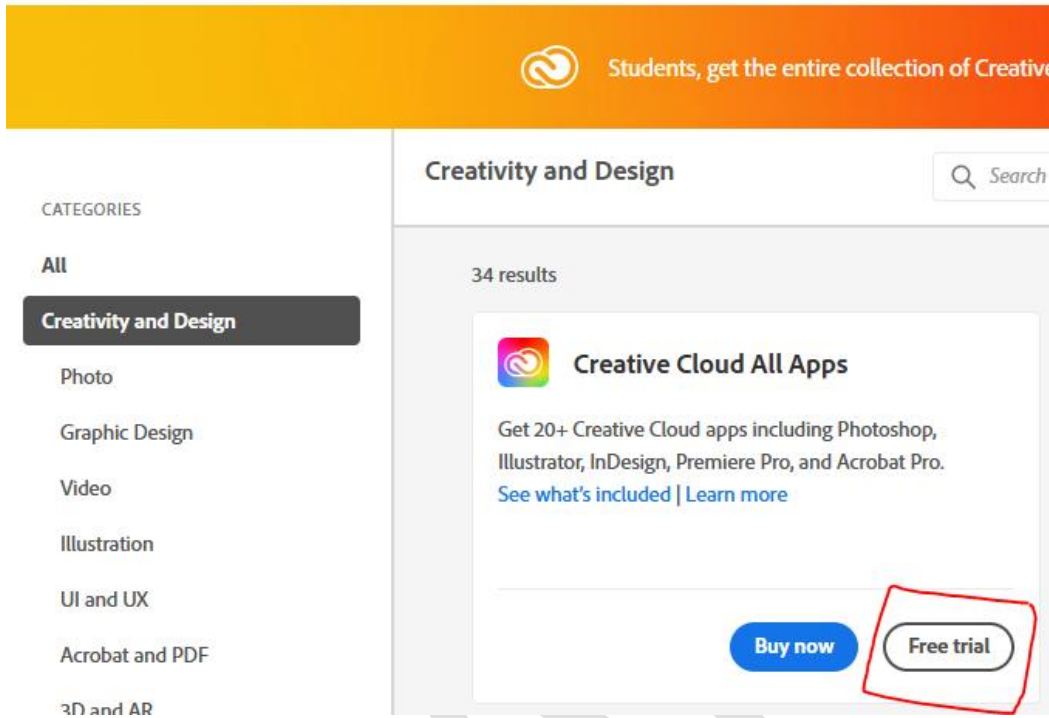


12. Once installed you will be able to freely use the apps under the Adobe At-Home Access Agreement.

Using Adobe Photoshop Software with your IVC Email Account (Option 2):

1. Go to : <https://www.adobe.com/products/catalog.html#category=creativity-design> and select the Free Trial.

All Products



button.

2. Create a personal account on adobe.com and utilize the trial version of the software. The trial version is good for 7 days and will get you passed Week 1 of the course. This option is more a backup plan in case our IVC I.T. Team has difficulties getting our licenses ready for students in time. I don't see this happening BUT you never know! =)